BALTIMORE CITY

DEPARTMENT OF HOUSING & COMMUNITY DEVELOPMENT

FY20 - FY25 CAPITAL IMPROVEMENT PROGRAM REQUESTS

A New Era of Neighborhood Investment

"For me, it's not what the city will look like in two or three years. It's what the city is going to look like over decades and for our children."

- Mayor Catherine E. Pugh, November 29, 2018

Overview

BALTIMORE CITY
DEPARTMENT OF HOUSING & COMMUNITY DEVELOPMENT

- Focus on Community Development
- Capital, Capacity, Partnerships
- Long Term Challenges/Opportunities
- Investment Yields Return

Overview

BALTIMORE CITY
DEPARTMENT OF HOUSING & COMMUNITY DEVELOPMENT

Neighborhood Impact Investment Fund

- Multi-million dollar public-private targeted investment fund
- Spur development and business growth in disinvested communities
- Funded in part with $55 million from City – generated from leasing of City-owned garages

Community Catalyst Grants

- $2 Million in Operating support and $3 Million in Capital support
- Community-based partners
- Neighborhood-driven revitalization efforts
- Building Capacity
- Flexible awards

Affordable Housing Trust Fund

- Created mechanism to fund the Affordable Housing Trust Fund
- Levy of excise taxes on real estate transactions over $1 Million
- Provides ultimately $20 million annually to create and preserve affordable units

Overview

BALTIMORE CITY
DEPARTMENT OF HOUSING & COMMUNITY DEVELOPMENT

Project C.O.R.E.

- Partnership with State, MSA and DHCD
- $75 Million invested over four years
- Leveraging Investment
- Focus on half- and whole-blocks of blight
- Demolition and Stabilization

CHOICE Neighborhoods

- $30 Million award to replace public housing and ensure neighborhood transformation
- One-for-One replacement
- One of five awards nationwide
- Brand new school

Neighborhood SubCabinet

- Led by Chief Operating Officer to the Mayor
- Cross-agency coordination
- Increases efficiency, aligns expenditures, engenders urgency, fosters holistic approach

Agency Divisions

BALTIMORE CITY
DEPARTMENT OF HOUSING & COMMUNITY DEVELOPMENT

EXECUTIVE TEAM

M. Braverman
Commissioner

J. Greene
Chief of Operations

B. Pipik
Chief of Policy & Partnerships

N. Morgan
Chief of Staff

T. Hawley
Chief of Strategic Communications

DEPUTY COMMISSIONERS and DIVISIONS

J. Greene
Acting - ***DEVELOPMENT***

E. Booker
HOUSING CODE ENFORCEMENT & EMERGENCY OPERATIONS

J. Hessler
PERMITS & LITIGATION

S. Janes
RESEARCH & CONSOLIDATED PLANNING

A. Kennedy
HOMEOWNERSHIP & NEIGHBORHOOD PRESERVATION



R. Scriber
COMMUNITY SERVICES

SENIOR LEADERSHIP

E. Harder
Chief Fiscal Officer

S. Chia
Director, Technology & Information

S. Daboin
Director, Legislative Liaison, Constituent Services

S. Freed
Senior Advisor to COO

Pending

Director, Human Resources

Resident Involvement

BALTIMORE CITY
DEPARTMENT OF HOUSING & COMMUNITY DEVELOPMENT

- HUD Consolidated Plan and Funding Process
- Demolition and Development Project Planning
- Neighborhood Vision Planning
- Coordination with City Agencies
- Ongoing Community Engagement and Availability

FY19 Operating Budget

BALTIMORE CITY
DEPARTMENT OF HOUSING & COMMUNITY DEVELOPMENT

Operating Budget						
Service	Description	General Funds	Other Funds *	Transfer Credits**	Total FY19 Budget	FTEs
593	Community Support Projects	-	9,077,569		9,077,569	13
604	Before and After Care	158,022			158,022	5
747	Register and License Alarms, Properties and Contractors	571,953			571,953	8
737	Administration - HCD	5,459,425	1,492,687	(389,028)	6,952,112	42
738	Energy Conservation & Weatherization Services	708,814	3,260,553		3,969,367	9
740	Dawson Center	31,253	394,299		425,552	2
742	Promote Homeownership	268,566	275,175	(332,000)	543,741	7
745	Housing Code Enforcement	14,510,281	410,000	(443,479)	14,920,281	181
748	Affordable Housing	-	600,413		600,413	4
749	Property Acquisition, Disposition, and Asset Management	3,109,561	-	(1,261,142)	3,109,561	51
750	Housing Rehabilitation Services	-	3,734,819		3,734,819	30
751	Building and Zoning Inspections and Permits	6,086,095			6,086,095	73
752	Community Outreach Services	1,451,345		(100,000)	1,451,345	7
754	Summer Food Service Program	-	3,509,740		3,509,740	1
	Total Operating:	32,355,315	22,755,255	(3,518,69)	55,110,570	433

Capital Budget						
		City Bond	General Fund	**HUR**	Other	Total
	Total Capital Budget	18,265	2,926	1,625	79,912**	102,728

** "Other Funds" includes various Federal, State, and private Grant sources.*

*** Includes one-time $55.5M allocation for City garage lease.*

CIP Accomplishments

BALTIMORE CITY
DEPARTMENT OF HOUSING & COMMUNITY DEVELOPMENT

- Providing Quality Affordable Housing
- Addressing Blight
- Building Assets
- Major Redevelopment
- Building Capacity
- Homeownership
- Stabilization

CIP Accomplishments:
PROVIDING QUALITY AFFORDABLE HOUSING

BALTIMORE CITY
DEPARTMENT OF HOUSING & COMMUNITY DEVELOPMENT

Metro Heights at Mondawmin

- 70 units
- $1.25M HOME
- $22.4 Total Development Cost
- Low Income Housing Tax Credits, State Rental Housing funds, private lending
- Over 11 to 1 Leverage



CIP Accomplishments:
Providing Quality Affordable Housing

BALTIMORE CITY
DEPARTMENT OF HOUSING & COMMUNITY DEVELOPMENT

Nearby Investments

- New Shiloh 1
- New Shiloh 2
- NHS Rehabs on Gwynn's Falls
- Nearby Demolition
- Parks and People Headquarters Building
- Park Circle DoT Improvements
- New Druid Park Lake

CIP Accomplishments:
Providing Quality Affordable Housing

BALTIMORE CITY
DEPARTMENT OF HOUSING & COMMUNITY DEVELOPMENT





Metro Heights: Takeaways

- Quality Affordable Housing
- Mixed-Income Outcome
- Multiple DHCD Divisions/ City CIP Contributions
- Critical site – Transit-oriented Development
- Great design

CIP Accomplishments:
Addressing Blight/Building Assets

BALTIMORE CITY
DEPARTMENT OF HOUSING & COMMUNITY DEVELOPMENT

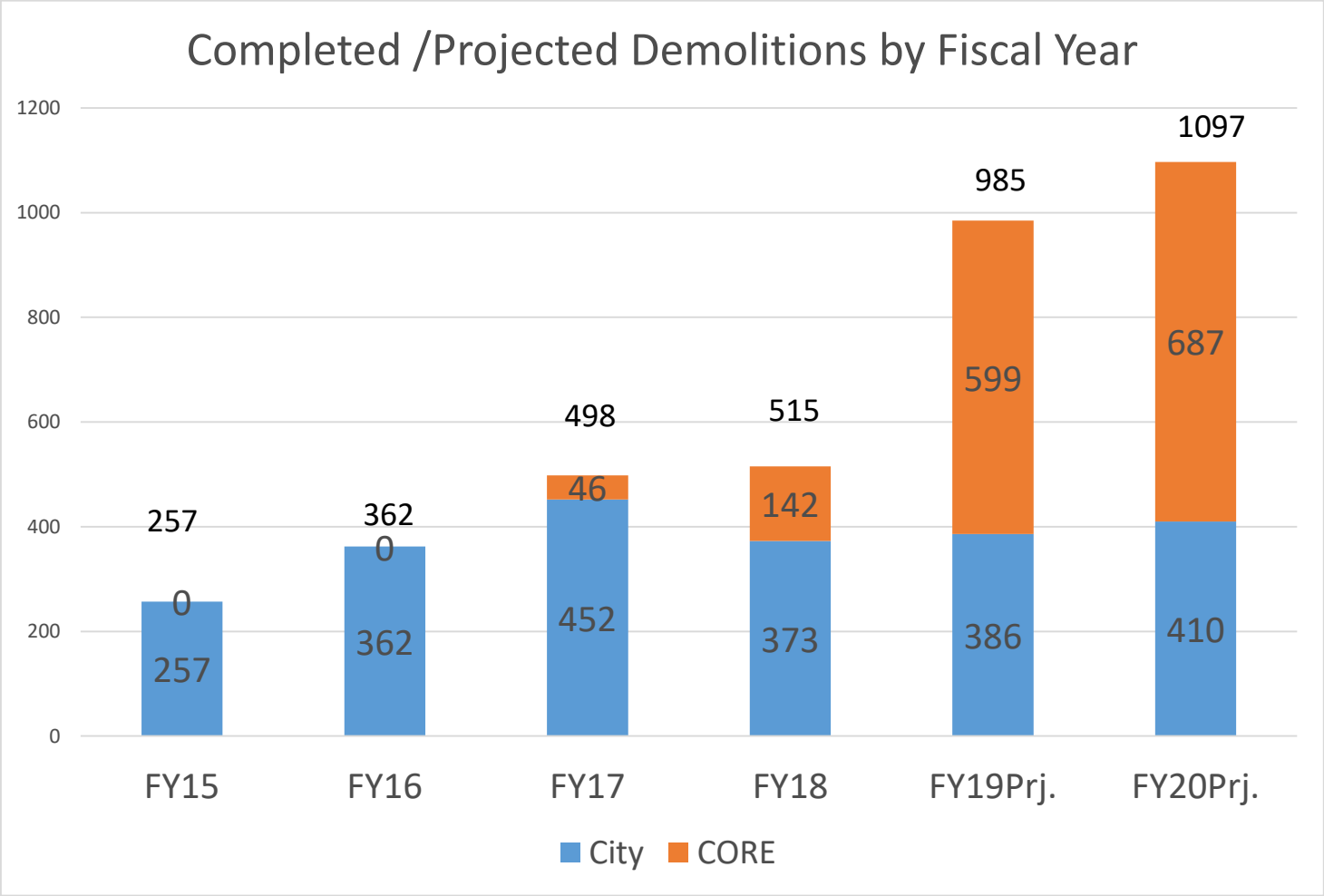

(Chart updated March 2019)

DHCD Demolitions 2014-2018 (Fiscal Year)

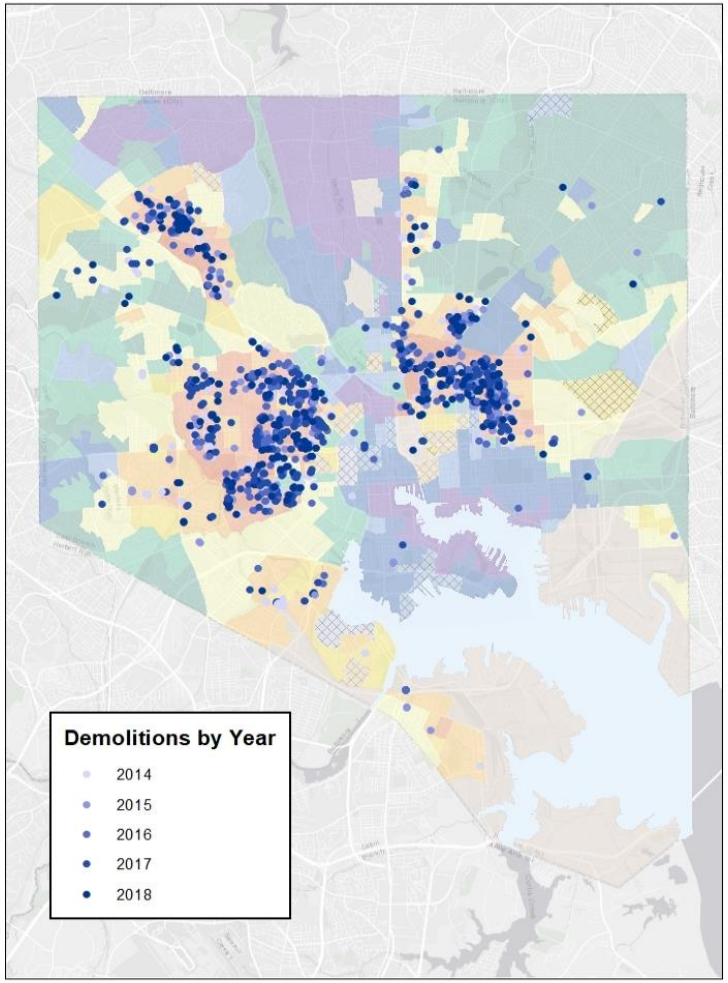

CIP Accomplishments:
Addressing Blight/Building Assets

BALTIMORE CITY
DEPARTMENT OF HOUSING & COMMUNITY DEVELOPMENT

Smithson Street Demolition

CIP ACCOMPLISHMENTS:
Addressing Blight/Building Assets

BALTIMORE CITY
DEPARTMENT OF HOUSING & COMMUNITY DEVELOPMENT

Redevelopment of Vacant Buildings

- Historic Upton Request for Proposals
- Minutes from major employers (MICA, University of Maryland Professional Schools, Hospital and BioPark, VA Hospitals)
- Anchored by Heritage Crossing community (260 single-family, attached and detached townhomes)
- City allocated $1M FY19 and $1M FY20 for current RFP redevelopment.



800 Block of Edmondson – 10 properties

800 Block of Harlem – 28 properties

CIP Accomplishments:
ADDRESSING BLIGHT/BUILDING ASSETS

BALTIMORE CITY
DEPARTMENT OF HOUSING & COMMUNITY DEVELOPMENT



1500 McKean Avenue

Critical Issues/Long Term Needs

BALTIMORE CITY
DEPARTMENT OF HOUSING & COMMUNITY DEVELOPMENT

- Affordable Housing Needs
- Homeownership Preservation /Blight Prevention
- CIP Commitments Leverage Other Resources
- Blight Remediation
- DHCD Evolution

FY20 CIP Request

BALTIMORE CITY
DEPARTMENT OF HOUSING & COMMUNITY DEVELOPMENT

City of Baltimore - Fund Summary: Projects by Fiscal Year

Fiscal Year: 2020
Agency Request

Amounts in Thousands

CIP #	Project Title	City Bond Funds	City General Funds	Revenue Loans	Utility Funds	Federal Funds	State Funds	General Funds (HUR Eligible)	County Grants	Other	Totals
588-002	Emergency Stabilization Program	0	1,500	0	0	0	0	0	0	0	1,500
588-005	Urgent Demolition	1,000	0	0	0	0	0	0	0	0	1,000
588-006	HOME Program	100	0	0	0	9,000	0	0	0	0	9,100
588-012	Whole Block Demolition	5,400	1,400	0	0	0	0	0	0	0	6,800
588-015	Planning & Development Project Manage	0	200	0	0	0	0	0	0	0	200
588-017	Citywide Acquisition and Relocation	100	725	0	0	0	0	0	0	0	825
588-019	Baltimore Homeownership Incentive Pro	2,250	0	0	0	1,000	0	0	0	0	3,250
588-026	Affordable Housing Fund	5,000	0	0	0	0	0	0	0	0	5,000
588-030	CORE: Whole Block and Half Block Demo	0	0	0	0	0	6,000	0	0	0	6,000
588-036	Southeast Baltimore Redevelopment/Cho	500	0	0	0	0	0	0	0	0	500
588-044	Community Catalyst Grants	3,000	0	0	0	0	0	0	0	2,000	5,000
588-045	Land Management Administration	0	0	0	0	0	0	0	0	900	900
588-046	800 Block of Edmondson Ave	1,000	0	0	0	0	0	0	0	0	1,000
588-052	Housing Upgrades to Benefit Seniors (	0	0	0	0	0	0	0	0	0	0
588-053	Baltimore Shines - Low Income Solar P	0	0	0	0	0	0	0	0	0	0
588-054	Low-Income Mortgage Program	0	0	0	0	0	0	0	0	0	0
588-055	Park Heights Infrastructure	0	0	0	0	0	2,000	0	0	0	2,000
588-056	Johnston Square Infrastructure	0	0	0	0	0	500	0	0	0	500
588-057	Small Property Owner Loan Program	0	0	0	0	0	0	0	0	0	0
588-058	Southwest Impact Investing Area	0	0	0	0	0	0	0	0	0	0
588-059	East Impact Investing Area	0	0	0	0	0	0	0	0	0	0
588-060	West Impact Investment Area	0	0	0	0	0	0	0	0	0	0
588-061	Enhanced Stabilization	0	0	0	0	0	0	0	0	0	0
588-926	Coldstream, Homestead & Montebello (C	500	0	0	0	0	0	0	0	0	500
588-932	Poppleton Acquisition, Demolition & R	3,000	0	0	0	0	0	0	0	0	3,000
588-933	Uplands Redevelopment (Sites A&B)	0	0	0	0	0	0	1,375	0	0	1,375
588-935	Healthy Neighborhoods	400	400	0	0	0	0	0	0	0	800
588-963	Park Heights Redevelopment	0	0	0	0	0	1,992	0	0	0	1,992
588-975	Capital Administration	0	400	0	0	0	0	0	0	0	400
588-979	East Baltimore Redevelopment	0	0	0	0	0	5,000	0	0	0	5,000
588-983	Demolition of Blighted Structures	2,500	0	0	0	0	0	0	0	0	2,500
588-985	Housing Development	0	0	0	0	0	0	0	0	1,000	1,000
588-986	Housing Repair Assistance Programs	0	1,500	0	0	1,500	1,500	0	0	0	4,500
588-989	Loan Repayment	0	0	0	0	1,627	0	0	0	0	1,627
588-996	Land Management - City Owned	750	0	0	0	0	0	0	0	0	750
588	**Dept. of Housing & Community Dev.**	**25,500**	**6,125**	**0**	**0**	**13,127**	**16,992**	**1,375**	**0**	**3,900**	**67,019**
	Year Total for: 2020	**25,500**	**6,125**	**0**	**0**	**13,127**	**16,992**	**1,375**	**0**	**3,900**	**67,019**

$33M in City resources

City of Baltimore - Fund Summary: Projects by Fiscal Year

Fiscal Year: 2020
Agency Request

		City Bond Funds	City General Funds	Revenue Loans	Utility Funds	Federal Funds	State Funds	General Funds (HUR Eligible)	County Grants	Other	Totals
588-002	Emergency Stabilization Program	0	1,500	0	0	0	0	0	0	0	1,500
588-005	Urgent Demolition	1,000	0	0	0	0	0	0	0	0	1,000
588-006	HOME Program	100	0	0	0	9,000	0	0	0	0	9,100
588-012	Whole Block Demolition	5,400	1,400	0	0	0	0	0	0	0	6,800
588-015	Planning & Development Project Manage	0	200	0	0	0	0	0	0	0	200
588-017	Citywide Acquisition and Relocation	100	725	0	0	0	0	0	0	0	825
588-019	Baltimore Homeownership Incentive Pro	2,250	0	0	0	1,000	0	0	0	0	3,250
588-026	Affordable Housing Fund	5,000	0	0	0	0	0	0	0	0	5,000
588-030	CORE: Whole Block and Half Block Demo	0	0	0	0	0	6,000	0	0	0	6,000
588-036	Southeast Baltimore Redevelopment/Cho	500	0	0	0	0	0	0	0	0	500
588-044	Community Catalyst Grants	3,000	0	0	0	0	0	0	0	2,000	5,000
588-045	Land Management Administration	0	0	0	0	0	0	0	0	900	900
588-046	800 Block of Edmondson Ave	1,000	0	0	0	0	0	0	0	0	1,000
588-052	Housing Upgrades to Benefit Seniors (	0	0	0	0	0	0	0	0	0	0
588-053	Baltimore Shines - Low Income Solar P	0	0	0	0	0	0	0	0	0	0
588-054	Low-Income Mortgage Program	0	0	0	0	0	0	0	0	0	0
588-055	Park Heights Infrastructure	0	0	0	0	0	2,000	0	0	0	2,000
588-056	Johnston Square Infrastructure	0	0	0	0	0	500	0	0	0	500
588-057	Small Property Owner Loan Program	0	0	0	0	0	0	0	0	0	0
588-058	Southwest Impact Investing Area	0	0	0	0	0	0	0	0	0	0
588-059	East Impact Investing Area	0	0	0	0	0	0	0	0	0	0
588-060	West Impact Investment Area	0	0	0	0	0	0	0	0	0	0
588-061	Enhanced Stabilization	0	0	0	0	0	0	0	0	0	0
588-926	Coldstream, Homestead & Montebello (C	500	0	0	0	0	0	0	0	0	500
588-932	Poppleton Acquisition, Demolition & R	3,000	0	0	0	0	0	0	0	0	3,000
588-933	Uplands Redevelopment (Sites A&B)	0	0	0	0	0	0	1,375	0	0	1,375
588-935	Healthy Neighborhoods	400	400	0	0	0	0	0	0	0	800
588-963	Park Heights Redevelopment	0	0	0	0	0	1,992	0	0	0	1,992
588-975	Capital Administration	0	400	0	0	0	0	0	0	0	400
588-979	East Baltimore Redevelopment	0	0	0	0	0	5,000	0	0	0	5,000
588-983	Demolition of Blighted Structures	2,500	0	0	0	0	0	0	0	0	2,500
588-985	Housing Development	0	0	0	0	0	0	0	0	1,000	1,000
588-986	Housing Repair Assistance Programs	0	1,500	0	0	1,500	1,500	0	0	0	4,500
588-989	Loan Repayment	0	0	0	0	1,627	0	0	0	0	1,627
588-996	Land Management - City Owned	750	0	0	0	0	0	0	0	0	750
588	**Dept. of Housing & Community Dev.**	**25,500**	**6,125**	**0**	**0**	**13,127**	**16,992**	**1,375**	**0**	**3,900**	**67,019**
	Year Total for: 2020	**25,500**	**6,125**	**0**	**0**	**13,127**	**16,992**	**1,375**	**0**	**3,900**	**67,019**

Affordable Housing:
HOME, Bonds.
Perkins and Major Projects
Homeownership
Plus dedicated AHTF revenue.

Baltimore - Fund Summary: Projects by Fiscal Year

Fiscal Year: 2020
Agency Request

		City Bond Funds	City General Funds	Revenue Loans	Utility Funds	Federal Funds	State Funds	General Funds (HUR Eligible)	County Grants	Other	Totals
588-002	Emergency Stabilization Program	0	1,500	0	0	0	0	0	0	0	1,500
588-005	Urgent Demolition	1,000	0	0	0	0	0	0	0	0	1,000
588-006	HOME Program	100	0	0	0	9,000	0	0	0	0	9,100
588-012	Whole Block Demolition	5,400	1,400	0	0	0	0	0	0	0	6,800
588-015	Planning & Development Project Manage	0	200	0	0	0	0	0	0	0	200
588-017	Citywide Acquisition and Relocation	100	725	0	0	0	0	0	0	0	825
588-019	Baltimore Homeownership Incentive Pro	2,250	0	0	0	1,000	0	0	0	0	3,250
588-026	Affordable Housing Fund	5,000	0	0	0	0	0	0	0	0	5,000
588-030	CORE: Whole Block and Half Block Demo	0	0	0	0	0	6,000	0	0	0	6,000
588-036	Southeast Baltimore Redevelopment/Cho	500	0	0	0	0	0	0	0	0	500
588-044	Community Catalyst Grants	3,000	0	0	0	0	0	0	0	2,000	5,000
588-045	Land Management Administration	0	0	0	0	0	0	0	0	900	900
588-046	800 Block of Edmondson Ave	1,000	0	0	0	0	0	0	0	0	1,000
588-052	Housing Upgrades to Benefit Seniors (	0	0	0	0	0	0	0	0	0	0
588-053	Baltimore Shines - Low Income Solar P	0	0	0	0	0	0	0	0	0	0
588-054	Low-Income Mortgage Program	0	0	0	0	0	0	0	0	0	0
588-055	Park Heights Infrastructure	0	0	0	0	0	2,000	0	0	0	2,000
588-056	Johnston Square Infrastructure	0	0	0	0	0	500	0	0	0	500
588-057	Small Property Owner Loan Program	0	0	0	0	0	0	0	0	0	0
588-058	Southwest Impact Investing Area	0	0	0	0	0	0	0	0	0	0
588-059	East Impact Investing Area	0	0	0	0	0	0	0	0	0	0
588-060	West Impact Investment Area	0	0	0	0	0	0	0	0	0	0
588-061	Enhanced Stabilization	0	0	0	0	0	0	0	0	0	0
588-926	Coldstream, Homestead & Montebello (C	500	0	0	0	0	0	0	0	0	500
588-932	Poppleton Acquisition, Demolition & R	3,000	0	0	0	0	0	0	0	0	3,000
588-933	Uplands Redevelopment (Sites A&B)	0	0	0	0	0	0	1,375	0	0	1,375
588-935	Healthy Neighborhoods	400	400	0	0	0	0	0	0	0	800
588-963	Park Heights Redevelopment	0	0	0	0	0	1,992	0	0	0	1,992
588-975	Capital Administration	0	400	0	0	0	0	0	0	0	400
588-979	East Baltimore Redevelopment	0	0	0	0	0	5,000	0	0	0	5,000
588-983	Demolition of Blighted Structures	2,500	0	0	0	0	0	0	0	0	2,500
588-985	Housing Development	0	0	0	0	0	0	0	0	1,000	1,000
588-986	Housing Repair Assistance Programs	0	1,500	0	0	1,500	1,500	0	0	0	4,500
588-989	Loan Repayment	0	0	0	0	1,627	0	0	0	0	1,627
588-996	Land Management - City Owned	750	0	0	0	0	0	0	0	0	750
588	**Dept. of Housing & Community Dev.**	**25,500**	**6,125**	**0**	**0**	**13,127**	**16,992**	**1,375**	**0**	**3,900**	**67,019**
	Year Total for: 2020	**25,500**	**6,125**	**0**	**0**	**13,127**	**16,992**	**1,375**	**0**	**3,900**	**67,019**

Demolition and Stabilization: $11.8M City Resources.

City of Baltimore - Fund Summary: Projects by Fiscal Year

Fiscal Year: 2020
Agency Request

CIP #	Project Title	City Bond Funds	City General Funds	Revenue Loans	Utility Funds	Federal Funds	State Funds	General Funds (HUR Eligible)	County Grants	Other	Totals
588-002	Emergency Stabilization Program	0	1,500	0	0	0	0	0	0	0	1,500
588-005	Urgent Demolition	1,000	0	0	0	0	0	0	0	0	1,000
588-006	HOME Program	100	0	0	0	9,000	0	0	0	0	9,100
588-012	Whole Block Demolition	5,400	1,400	0	0	0	0	0	0	0	6,800
588-015	Planning & Development Project Manage	0	200	0	0	0	0	0	0	0	200
588-017	Citywide Acquisition and Relocation	100	725	0	0	0	0	0	0	0	825
588-019	Baltimore Homeownership Incentive Pro	2,250	0	0	0	1,000	0	0	0	0	3,250
588-026	Affordable Housing Fund	5,000	0	0	0	0	0	0	0	0	5,000
588-030	CORE: Whole Block and Half Block Demo	0	0	0	0	0	6,000	0	0	0	6,000
588-036	Southeast Baltimore Redevelopment/Cho	500	0	0	0	0	0	0	0	0	500
588-044	Community Catalyst Grants	3,000	0	0	0	0	0	0	0	2,000	5,000
588-045	Land Management Administration	0	0	0	0	0	0	0	0	900	900
588-046	800 Block of Edmondson Ave	1,000	0	0	0	0	0	0	0	0	1,000
588-052	Housing Upgrades to Benefit Seniors (	0	0	0	0	0	0	0	0	0	0
588-053	Baltimore Shines - Low Income Solar P	0	0	0	0	0	0	0	0	0	0
588-054	Low-Income Mortgage Program	0	0	0	0	0	0	0	0	0	0
588-055	Park Heights Infrastructure	0	0	0	0	0	2,000	0	0	0	2,000
588-056	Johnston Square Infrastructure	0	0	0	0	0	500	0	0	0	500
588-057	Small Property Owner Loan Program	0	0	0	0	0	0	0	0	0	0
588-058	Southwest Impact Investing Area	0	0	0	0	0	0	0	0	0	0
588-059	East Impact Investing Area	0	0	0	0	0	0	0	0	0	0
588-060	West Impact Investment Area	0	0	0	0	0	0	0	0	0	0
588-061	Enhanced Stabilization	0	0	0	0	0	0	0	0	0	0
588-926	Coldstream, Homestead & Montebello (C	500	0	0	0	0	0	0	0	0	500
588-932	Poppleton Acquisition, Demolition & R	3,000	0	0	0	0	0	0	0	0	3,000
588-933	Uplands Redevelopment (Sites A&B)	0	0	0	0	0	0	1,375	0	0	1,375
588-935	Healthy Neighborhoods	400	400	0	0	0	0	0	0	0	800
588-963	Park Heights Redevelopment	0	0	0	0	0	1,992	0	0	0	1,992
588-975	Capital Administration	0	400	0	0	0	0	0	0	0	400
588-979	East Baltimore Redevelopment	0	0	0	0	0	5,000	0	0	0	5,000
588-983	Demolition of Blighted Structures	2,500	0	0	0	0	0	0	0	0	2,500
588-985	Housing Development	0	0	0	0	0	0	0	0	1,000	1,000
588-986	Housing Repair Assistance Programs	0	1,500	0	0	1,500	1,500	0	0	0	4,500
588-989	Loan Repayment	0	0	0	0	1,627	0	0	0	0	1,627
588-996	Land Management - City Owned	750	0	0	0	0	0	0	0	0	750
588	**Dept. of Housing & Community Dev.**	**25,500**	**6,125**	**0**	**0**	**13,127**	**16,992**	**1,375**	**0**	**3,900**	**67,019**
	Year Total for: 2020	**25,500**	**6,125**	**0**	**0**	**13,127**	**16,992**	**1,375**	**0**	**3,900**	**67,019**

Homeownership:
$4.8M City Resources.

City of Baltimore - Fund Summary: Projects by Fiscal Year

Fiscal Year: 2020
Agency Request

CIP #	Project Title	City Bond Funds	City General Funds	Revenue Loans	Utility Funds	Federal Funds	State Funds	General Funds (HUR Eligible)	County Grants	Other	Totals
588-002	Emergency Stabilization Program	0	1,500	0	0	0	0	0	0	0	1,500
588-005	Urgent Demolition	1,000	0	0	0	0	0	0	0	0	1,000
588-006	HOME Program	100	0	0	0	9,000	0	0	0	0	9,100
588-012	Whole Block Demolition	5,400	1,400	0	0	0	0	0	0	0	6,800
588-015	Planning & Development Project Manage	0	200	0	0	0	0	0	0	0	200
588-017	Citywide Acquisition and Relocation	100	725	0	0	0	0	0	0	0	825
588-019	Baltimore Homeownership Incentive Pro	2,250	0	0	0	1,000	0	0	0	0	3,250
588-026	Affordable Housing Fund	5,000	0	0	0	0	0	0	0	0	5,000
588-030	CORE: Whole Block and Half Block Demo	0	0	0	0	0	6,000	0	0	0	6,000
588-036	Southeast Baltimore Redevelopment/Cho	500	0	0	0	0	0	0	0	0	500
588-044	Community Catalyst Grants	3,000	0	0	0	0	0	0	0	2,000	5,000
588-045	Land Management Administration	0	0	0	0	0	0	0	0	900	900
588-046	800 Block of Edmondson Ave	1,000	0	0	0	0	0	0	0	0	1,000
588-052	Housing Upgrades to Benefit Seniors (	0	0	0	0	0	0	0	0	0	0
588-053	Baltimore Shines - Low Income Solar P	0	0	0	0	0	0	0	0	0	0
588-054	Low-Income Mortgage Program	0	0	0	0	0	0	0	0	0	0
588-055	Park Heights Infrastructure	0	0	0	0	0	2,000	0	0	0	2,000
588-056	Johnston Square Infrastructure	0	0	0	0	0	500	0	0	0	500
588-057	Small Property Owner Loan Program	0	0	0	0	0	0	0	0	0	0
588-058	Southwest Impact Investing Area	0	0	0	0	0	0	0	0	0	0
588-059	East Impact Investing Area	0	0	0	0	0	0	0	0	0	0
588-060	West Impact Investment Area	0	0	0	0	0	0	0	0	0	0
588-061	Enhanced Stabilization	0	0	0	0	0	0	0	0	0	0
588-926	Coldstream, Homestead & Montebello (C	500	0	0	0	0	0	0	0	0	500
588-932	Poppleton Acquisition, Demolition & R	3,000	0	0	0	0	0	0	0	0	3,000
588-933	Uplands Redevelopment (Sites A&B)	0	0	0	0	0	0	1,375	0	0	1,375
588-935	Healthy Neighborhoods	400	400	0	0	0	0	0	0	0	800
588-963	Park Heights Redevelopment	0	0	0	0	0	1,992	0	0	0	1,992
588-975	Capital Administration	0	400	0	0	0	0	0	0	0	400
588-979	East Baltimore Redevelopment	0	0	0	0	0	5,000	0	0	0	5,000
588-983	Demolition of Blighted Structures	2,500	0	0	0	0	0	0	0	0	2,500
588-985	Housing Development	0	0	0	0	0	0	0	0	1,000	1,000
588-986	Housing Repair Assistance Programs	0	1,500	0	0	1,500	1,500	0	0	0	4,500
588-989	Loan Repayment	0	0	0	0	1,627	0	0	0	0	1,627
588-996	Land Management - City Owned	750	0	0	0	0	0	0	0	0	750
588	**Dept. of Housing & Community Dev.**	**25,500**	**6,125**	**0**	**0**	**13,127**	**16,992**	**1,375**	**0**	**3,900**	**67,019**
	Year Total for: 2020	**25,500**	**6,125**	**0**	**0**	**13,127**	**16,992**	**1,375**	**0**	**3,900**	**67,019**

Major Projects: $6.375M City Resources.

City of Baltimore - Fund Summary: Projects by Fiscal Year

Fiscal Year: 2020
Agency Request

CIP #	Project Title	City Bond Funds	City General Funds	Revenue Loans	Utility Funds	Federal Funds	State Funds	General Funds (HUR Eligible)	County Grants	Other	Totals
588-002	Emergency Stabilization Program	0	1,500	0	0	0	0	0	0	0	1,500
588-005	Urgent Demolition	1,000	0	0	0	0	0	0	0	0	1,000
588-006	HOME Program	100	0	0	0	9,000	0	0	0	0	9,100
588-012	Whole Block Demolition	5,400	1,400	0	0	0	0	0	0	0	6,800
588-015	Planning & Development Project Manage	0	200	0	0	0	0	0	0	0	200
588-017	Citywide Acquisition and Relocation	100	725	0	0	0	0	0	0	0	825
588-019	Baltimore Homeownership Incentive Pro	2,250	0	0	0	1,000	0	0	0	0	3,250
588-026	Affordable Housing Fund	5,000	0	0	0	0	0	0	0	0	5,000
588-030	CORE: Whole Block and Half Block Demo	0	0	0	0	0	6,000	0	0	0	6,000
588-036	Southeast Baltimore Redevelopment/Cho	500	0	0	0	0	0	0	0	0	500
588-044	Community Catalyst Grants	3,000	0	0	0	0	0	0	0	2,000	5,000
588-045	Land Management Administration	0	0	0	0	0	0	0	0	900	900
588-046	800 Block of Edmondson Ave	1,000	0	0	0	0	0	0	0	0	1,000
588-052	Housing Upgrades to Benefit Seniors (	0	0	0	0	0	0	0	0	0	0
588-053	Baltimore Shines - Low Income Solar P	0	0	0	0	0	0	0	0	0	0
588-054	Low-Income Mortgage Program	0	0	0	0	0	0	0	0	0	0
588-055	Park Heights Infrastructure	0	0	0	0	0	2,000	0	0	0	2,000
588-056	Johnston Square Infrastructure	0	0	0	0	0	500	0	0	0	500
588-057	Small Property Owner Loan Program	0	0	0	0	0	0	0	0	0	0
588-058	Southwest Impact Investing Area	0	0	0	0	0	0	0	0	0	0
588-059	East Impact Investing Area	0	0	0	0	0	0	0	0	0	0
588-060	West Impact Investment Area	0	0	0	0	0	0	0	0	0	0
588-061	Enhanced Stabilization	0	0	0	0	0	0	0	0	0	0
588-926	Coldstream, Homestead & Montebello (C	500	0	0	0	0	0	0	0	0	500
588-932	Poppleton Acquisition, Demolition & R	3,000	0	0	0	0	0	0	0	0	3,000
588-933	Uplands Redevelopment (Sites A&B)	0	0	0	0	0	0	1,375	0	0	1,375
588-935	Healthy Neighborhoods	400	400	0	0	0	0	0	0	0	800
588-963	Park Heights Redevelopment	0	0	0	0	0	1,992	0	0	0	1,992
588-975	Capital Administration	0	400	0	0	0	0	0	0	0	400
588-979	East Baltimore Redevelopment	0	0	0	0	0	5,000	0	0	0	5,000
588-983	Demolition of Blighted Structures	2,500	0	0	0	0	0	0	0	0	2,500
588-985	Housing Development	0	0	0	0	0	0	0	0	1,000	1,000
588-986	Housing Repair Assistance Programs	0	1,500	0	0	1,500	1,500	0	0	0	4,500
588-989	Loan Repayment	0	0	0	0	1,627	0	0	0	0	1,627
588-996	Land Management - City Owned	750	0	0	0	0	0	0	0	0	750
588	**Dept. of Housing & Community Dev.**	**25,500**	**6,125**	**0**	**0**	**13,127**	**16,992**	**1,375**	**0**	**3,900**	**67,019**
	Year Total for: 2020	**25,500**	**6,125**	**0**	**0**	**13,127**	**16,992**	**1,375**	**0**	**3,900**	**67,019**

CIP Requests

BALTIMORE CITY
DEPARTMENT OF HOUSING & COMMUNITY DEVELOPMENT

- Providing Quality Affordable Housing
- Addressing Blight
- Building Assets
- Major Redevelopment
- Building Capacity
- Homeownership
- Stabilization

Project Highlights: HOME Program

BALTIMORE CITY
DEPARTMENT OF HOUSING & COMMUNITY DEVELOPMENT

588-006 HOME Program	FY19	FY20	FY21	FY22	FY23	FY24	FY25
590 Federal Funds	$2500K	$9000K	$4000K	4000K	4000K	4000K	4000K
100 General Obligation Bonds	$100K	$100K	$100K	$100K	$100K	$100K	$100K

HOME Funded Developments 2015-2018

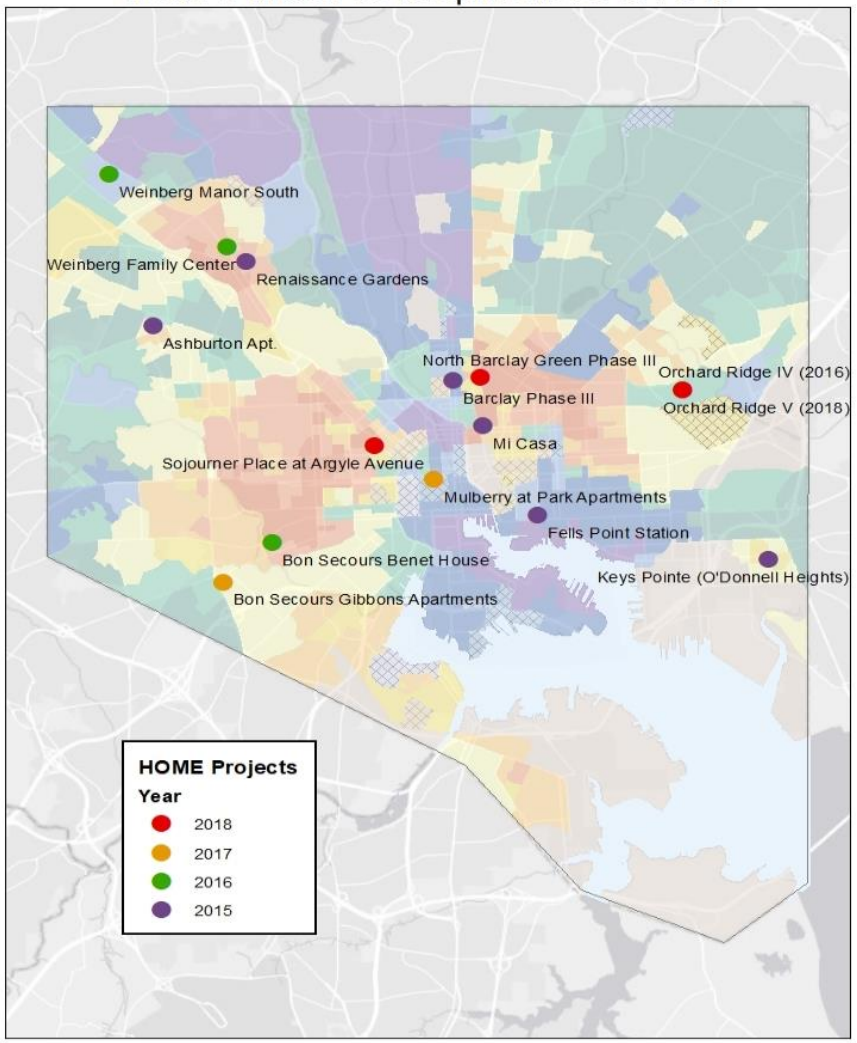

Project Highlights:
Providing Quality Affordable Housing

BALTIMORE CITY
DEPARTMENT OF HOUSING & COMMUNITY DEVELOPMENT

Greenmount Chase Apartments

- $2M HOME funds.
- Significant contributions from partners at the State of Maryland and Weinberg Foundation.
- Total development cost:$16.4M.
- 8:1 leverage ratio on the HOME dollars.

GREENMOUNT + CHASE PERSPECTIVE

Project Highlights:
Providing Quality Affordable Housing

BALTIMORE CITY
DEPARTMENT OF HOUSING & COMMUNITY DEVELOPMENT

AERIAL PERSPECTIVE

CIP Accomplishments:
Providing Quality Affordable Housing

BALTIMORE CITY
DEPARTMENT OF HOUSING & COMMUNITY DEVELOPMENT

Nearby Investments

- New and Expanded Ambrose Kennedy Park
- Rehabs for Homeownership on Homewood, Brentwood, Biddle
- HABC Rehabs on Preston
- Public/Private Fields by St Francis
- Demolition on Mura
- Greening along Hoffman
- Lilian Jones Apartments
- Public Safety with BPD

Ambrose Kennedy Park

Ambrose Kennedy Park

Rendering of fields by St. Francis

Greenmount Chase: Takeaways

- Neighborhood-wide investment
- Quality Affordable Housing
- Multiple DHCD Divisions/ City CIP Contributions
- Neighborhood plan with local partners
- Community Amenities/Park
- Leveraging other resources

Project Highlights: Major Redevelopment

BALTIMORE CITY
DEPARTMENT OF HOUSING & COMMUNITY DEVELOPMENT

Perkins Somerset Oldtown

- ***Housing***:
  - 652 Public Housing replacement units
  - 276 Low Income Housing Tax Credit units
  - 417 Market Rate units
- ***Neighborhood***:
  - New parks, streets improvements
  - New City Springs Elementary School.
- ***People***: **A comprehensive human services plan**
  - increase family economic self-sufficiency
  - improve educational outcomes over the long term.

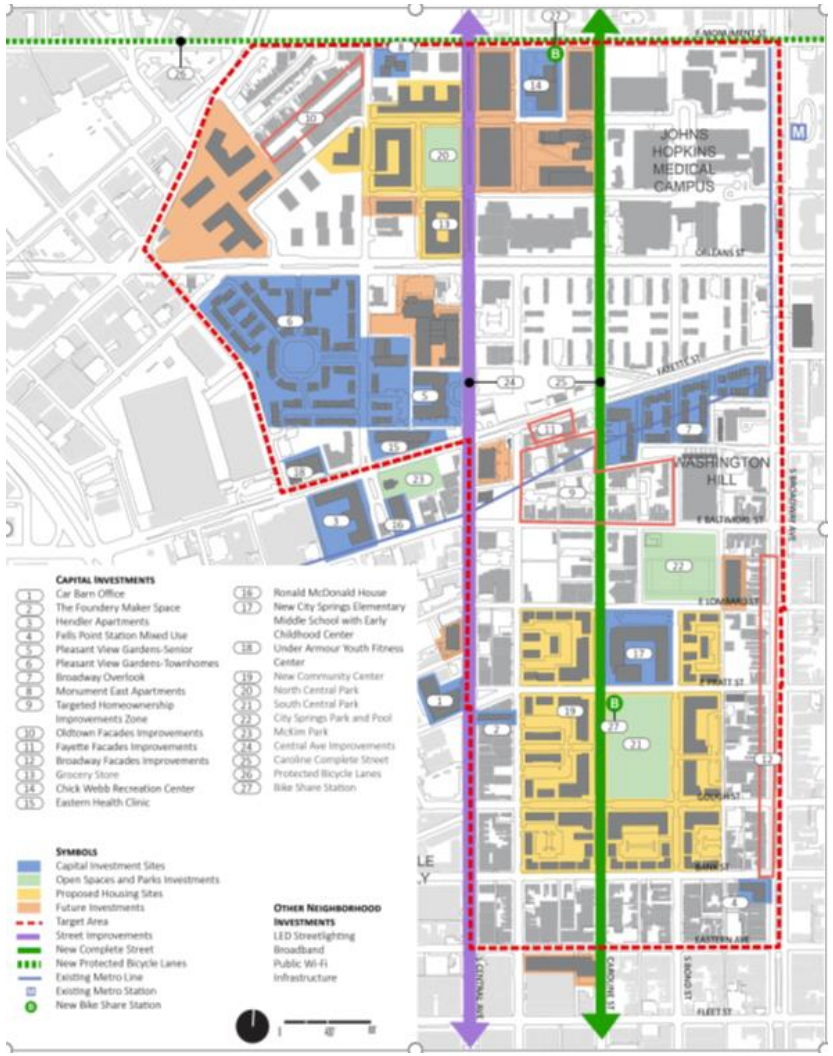

PROJECT HIGHLIGHTS:

Major Redevelopment

BALTIMORE CITY
DEPARTMENT OF HOUSING & COMMUNITY DEVELOPMENT

Perkins Somerset Oldtown

588-036 Southeast Baltimore Redevelopment	To Date	FY20	FY21	FY22	FY23	FY24	FY25
100 General Obligation Bonds	$0	$500K	$500K	$500K	$500K	$500K	$500K
800 General Funds (HUR)	$500K	$0	$0	$0	$0	$0	$0

Project Highlights: Major Redevelopment

BALTIMORE CITY
DEPARTMENT OF HOUSING & COMMUNITY DEVELOPMENT

Perkins Somerset Oldtown

Transform Perkins Homes and the surrounding community into a *Community of Choice*, that is inviting, promotes resident pride and unity among neighbors, and is integrated into the surrounding area.

BALTIMORE CITY
DEPARTMENT OF HOUSING & COMMUNITY DEVELOPMENT

Community Catalyst Grants

- Locally Driven Community Development
- $2M Operating Funds
  - 96 Submissions received !
  - Review underway
- $3M Capital Funds
  - RFP issued in coming weeks
- Technical Assistance
- Strong Community Partners are Essential

COMMUNITY CATALYST GRANTS
OPERATING FUNDS

Baltimore City Department of
HOUSING & COMMUNITY
DEVELOPMENT

FUNDING GUIDELINES & APPLICATION

Project Highlights: Homeownership

BALTIMORE CITY
DEPARTMENT OF HOUSING & COMMUNITY DEVELOPMENT

- Housing Repair and Assistance Programs are key to blight prevention and affordable housing preservation
- Assist existing homeowners in neighborhoods
- Flexible capital dollars leveraged Lead Hazard, and Federal and State Weatherization funding

Project Highlights: Homeownership

BALTIMORE CITY
DEPARTMENT OF HOUSING & COMMUNITY DEVELOPMENT

Housing Incentives FY2016

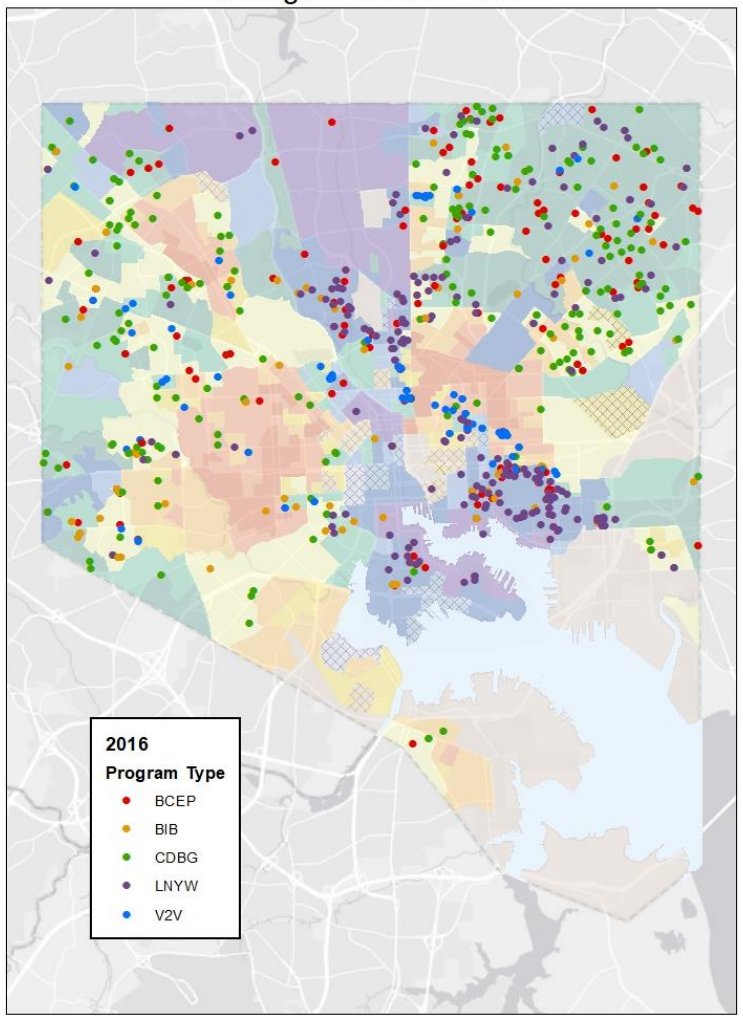

Housing Incentives FY2017

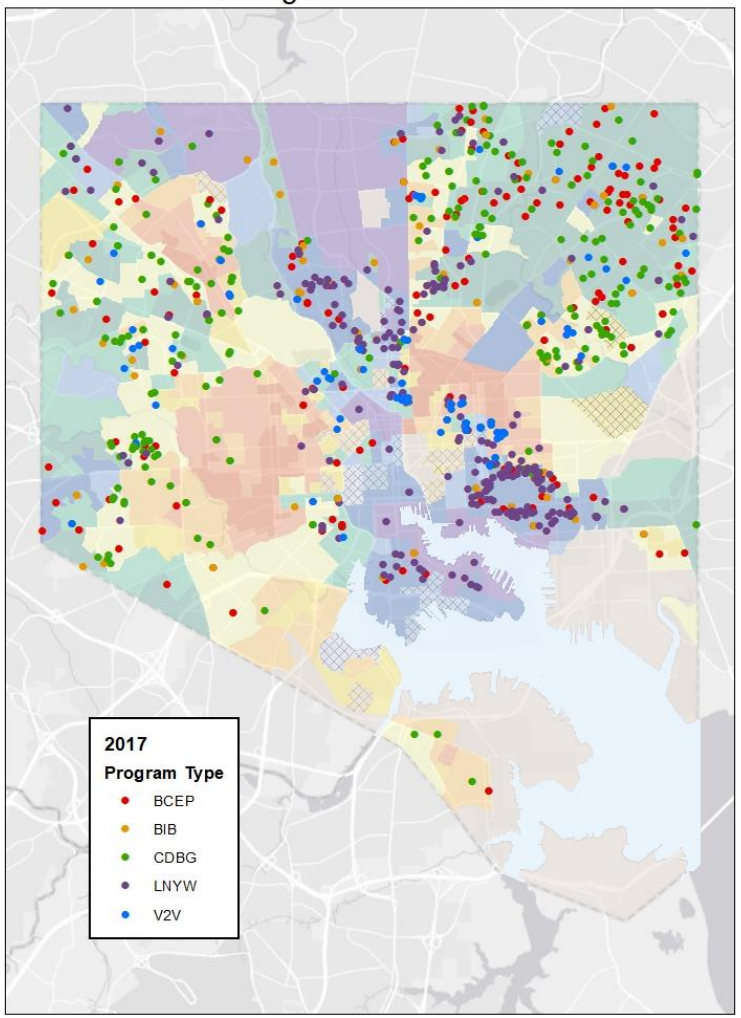

Housing Incentives FY2018

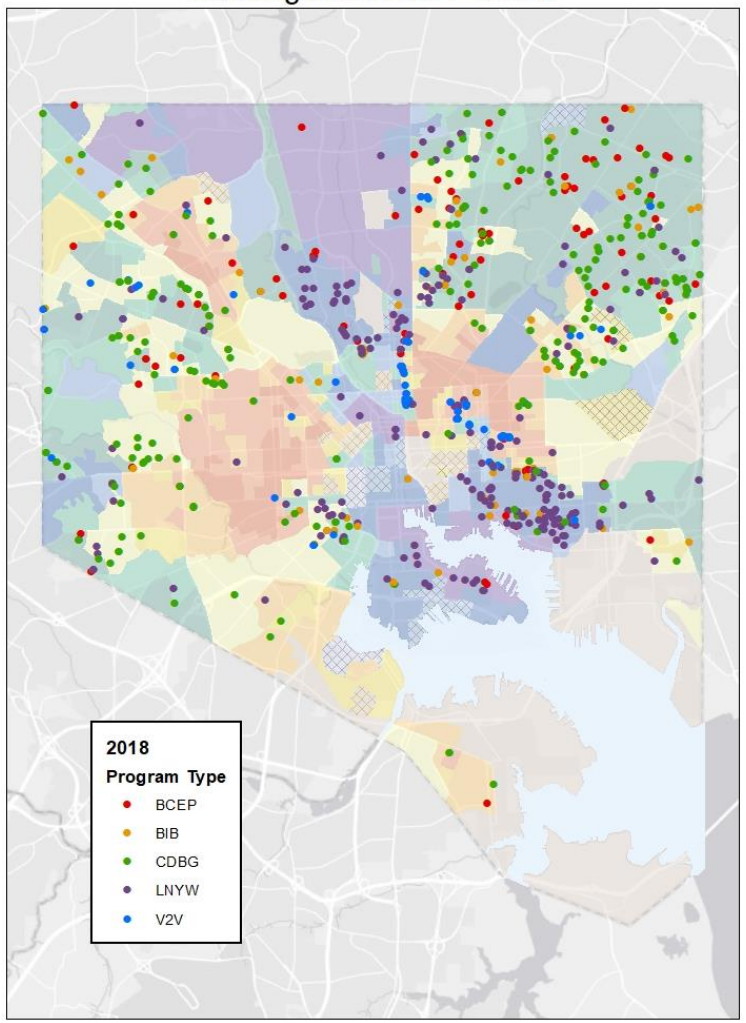

Project Highlights: Stabilization

BALTIMORE CITY
DEPARTMENT OF HOUSING & COMMUNITY DEVELOPMENT

Ambassador Theater – Liberty Heights Avenue



- Alternative to demolition
- High inherent historic or architectural value
- Can damage adjoining properties
- Faces potential collapse;
- Has planned near- or mid-term prospects for profitable rehabilitation

CIP Request: Stabilization

BALTIMORE CITY
DEPARTMENT OF HOUSING & COMMUNITY DEVELOPMENT

588-002 Urgent Needs – Stabilization Program	FY19	FY20 Request
Fund Source 100 General Obligation Bonds	$ 750	$ 1000

DHCD Stabilizations 2014-2018 (Fiscal Year)

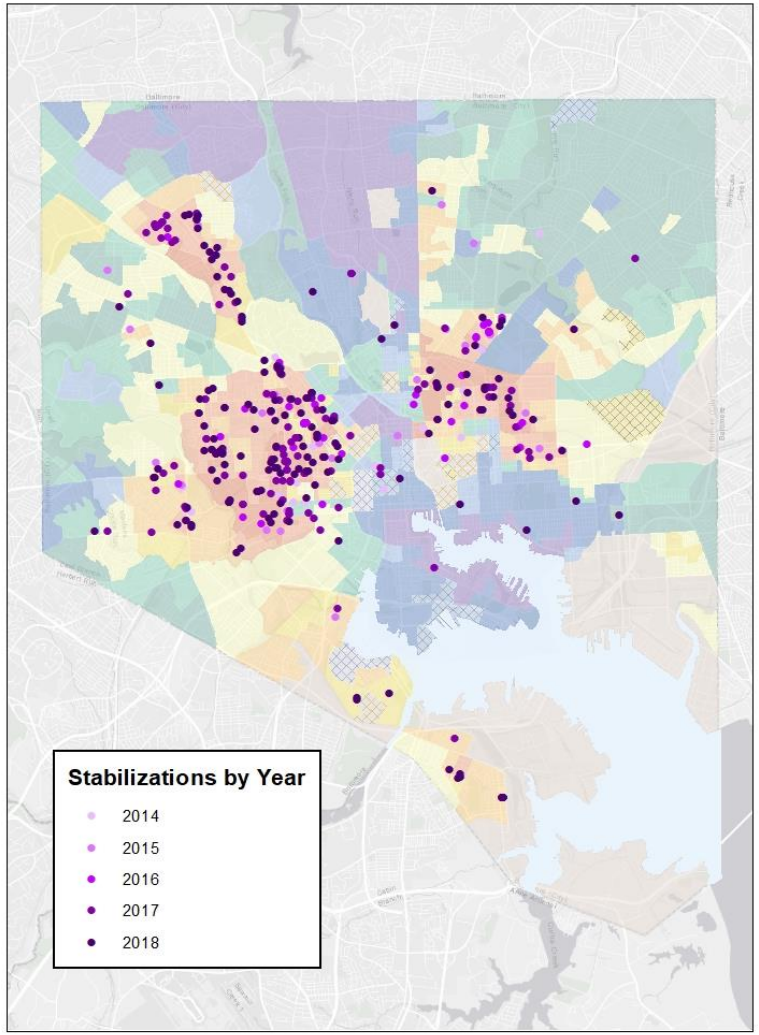

BALTIMORE CITY

DEPARTMENT OF HOUSING & COMMUNITY DEVELOPMENT

NEW ERA OF NEIGHBORHOOD INVESTMENT

Michael Braverman, Commissioner